



A little 'while you wait' task...

If the answer is '10', what's the question?

Meet the Teachers!

Year 1
September 2023



Our school vision

‘Every Child, Every Chance, Every Day’

We want our children to be confident and independent, have a love of learning and to care about themselves, other people and the world around them.

OUR VISION IS TO NURTURE LIFE-LONG LEARNERS WHO ARE ASPIRATIONAL, COURAGEOUS, CREATIVE AND KIND.

Throughout their time at Thameside, we will ensure every child has excellent opportunities with memorable and meaningful experiences which will inspire and challenge them at school while also preparing them for their future. Everything we do is underpinned by our values of respect, responsibility, resilience, resourcefulness and reflectiveness.



THAMESIDE
SCHOOL

WELCOME

The Year One Team



Miss Cross
Class teacher

Science Lead

RE Lead

Educational Visits
coordinator



Miss Boddy
Teaching Assistant



Miss Chung
Teaching Assistant



Our Curriculum Drivers




THAMESIDE
SCHOOL



Read

Curriculum Drivers



Link

Typical Weekly Timetable – an example!

			9.00-9.30	9.30-10:30		10.50-11.40	11.40-12.00		Session 3 1.00-2.00	Session 4 2.00-3.15		
Monday	8.40-8:55 Morning Activities	8:55 Register	Phonics	Writing	Break Time 10:30-10:50	Maths	Class Reading	Lunch Time 12:00	Science		Class Assembly-current affairs 2:40	Class Book 3:00
Tuesday			Phonics	Writing		Maths	Retention/ Retrieval		DT/Art	R.E	Class Assembly - Learning to Learn 2:40	Class Book 3:00
Wednesday			Phonics	Writing		Maths	Reading		Geography/ History	PE	SLT Assembly 2:40	Class Book 3:00
Thursday			Phonics	Writing		Maths	Retention/ Retrieval		PE	PSHE	Celebration Assembly 2:40	Class Book 3:00
Friday			Phonics	Reading (DRICKY)		Maths	Reading		Computing	Music	Singing Assembly 2:40	Class Book 3:00

PE




THAMESIDE
SCHOOL

**Tuesday
(Indoors)**


**Thursday
(Outdoors)**

Unit cover sheets for children's books and termly overviews for parents

**English Term 5
Narrative**



This term, we
are writing to:



Our audience is:
Parents

Our Learning Journey:

What did the Giant
leave in our
classroom?

Adjectives to
describe
characters.

Vocabulary

Hot seating to find
out why Jack did
what he did.

Drop in write to
describe Jack.

Using adjectives in
sentences.

Use and and but to
make sentences
more interesting.

Retell part of the
story using
adjectives and
conjunctions.

Plan a story

Write story

Edit and improve.

**Our
Outcome:**

To write a story with a beginning,
middle and end which will be
entertaining for the reader.

Vocabulary:

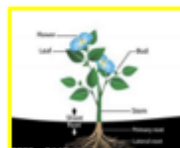
furious	enchanted
contented	inquisitive
monstrous	penniless

Parent Overview

YEAR 1

Term 6

Spring 2023



English – amazing, magnificent, comfortable, tremendous, silent, special
 Maths – left, right, forwards, backwards, hour, minute, second
 Computing – programme, command, delete, algorithm, value, Sprite
 Science – flower, seed, root, stem, evergreen, deciduous
 DT – Mechanism, wheel, axle, axle holder, diagram, equipment
 RE – Judaism, Sabbath, Shabbat, Kippah, Synagogue, Ceremony
 History – inventor, travel, evidence, aviation, eyewitness account, commemorate

Key Vocabulary

English

In English we will be reading 'Ten things found in a wizard's pocket' by Ian McMillan. We will be writing our own poems about what we think might be in a teacher's pocket! We will use adjectives to make our writing more interesting.

We will also be reading 'Dear Teacher' by Amy Husband and will make some posters to tell the reception children what to expect when they start Year One.

Mathematics

In Maths we will be learning about:

- Number -Place value and numbers to 100, counting in 10s, comparing and ordering numbers.
- Calculations – Multiplication and division – counting in 2, 5, and 10. Making and counting equal groups.
- Fractions – halves and quarters
- Money – recognising and counting coins and notes.
- Geometry- position and direction
- Time – months of the year, days of the week, hours, minutes, seconds, telling the time (on the hour, half past).

Science

In science we will be learning about 'Plants.' We will be naming different plants and trees and will be naming the different parts of plants and trees. We will also continue to learn about seasons and how these change throughout the year.

Computing

In Computing, we are learning about animation and using Scratch Junior. Children will choose their own background and programme the Sprite to move. They will test and correct their own algorithms.

RE

In RE we will be learning to empathise with Jewish children by understanding what Rosh Hashanah and Yom Kippur mean to them.

PE

In PE we will learn about different characteristics needed for athletics through different games and tasks. We will develop our running, throwing and jumping techniques.

Learning to Learn

Throughout this term will continue to encourage the children to think about h
 Ow our 5Rs help the children with their learning.
Resilient, Resourceful, Respectful, Reflective, Responsible

History

In History we will explore the stories of two significant events in the history of travel, and the impact they had on people's lives, back then and in the future. We will look at the history of flight and railroads.

DT

In DT we will be designing and testing a vehicle that includes wheels, axles and axle holders, which will allow the wheels to move.

PSHE

In PSHE we will be learning about careers, money and finances. We will learn about where money comes from and making choices about spending money and saving money.

Music

In Music our themes are 'Travel' and 'Water.' We will be using percussion instruments pitch in music and will be performing to our friends.

The best ways to help at home:



Thameside Primary School – Families and Learning at home (thamesideschool.co.uk)



THAMESIDE
SCHOOL

How can families access support?

Thameside Primary School – Family Support, Mental Health and Wellbeing (thamesideschool.co.uk)

- HSLWs
- Welfare resources
- Just ask!

Year 1 specific information

- Trips
- Upcoming enrichment
- Reminders – uniform
- Homework

Any questions?